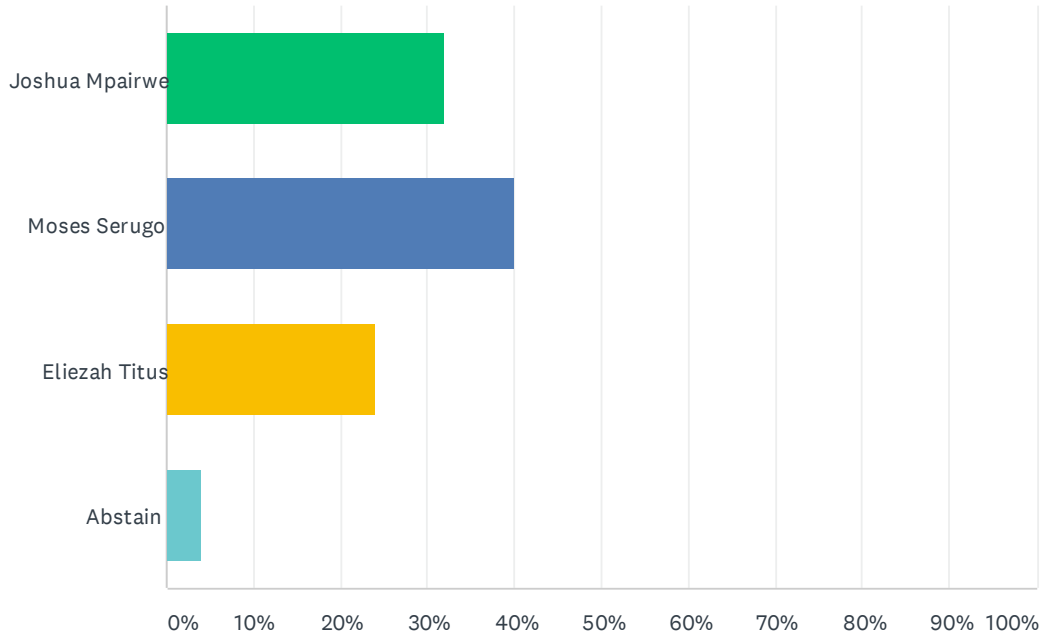


## Q1 President

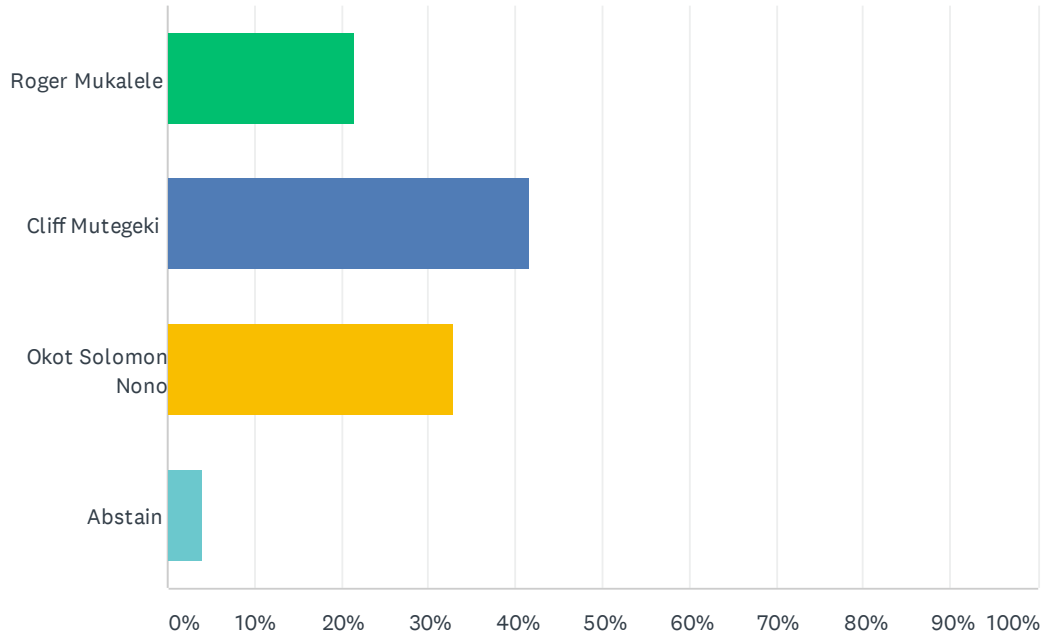
Answered: 125 Skipped: 0



| ANSWER CHOICES | RESPONSES |            |
|----------------|-----------|------------|
| Joshua Mpairwe | 32.00%    | 40         |
| Moses Serugo   | 40.00%    | 50         |
| Eliezhah Titus | 24.00%    | 30         |
| Abstain        | 4.00%     | 5          |
| <b>TOTAL</b>   |           | <b>125</b> |

## Q2 Vice-President

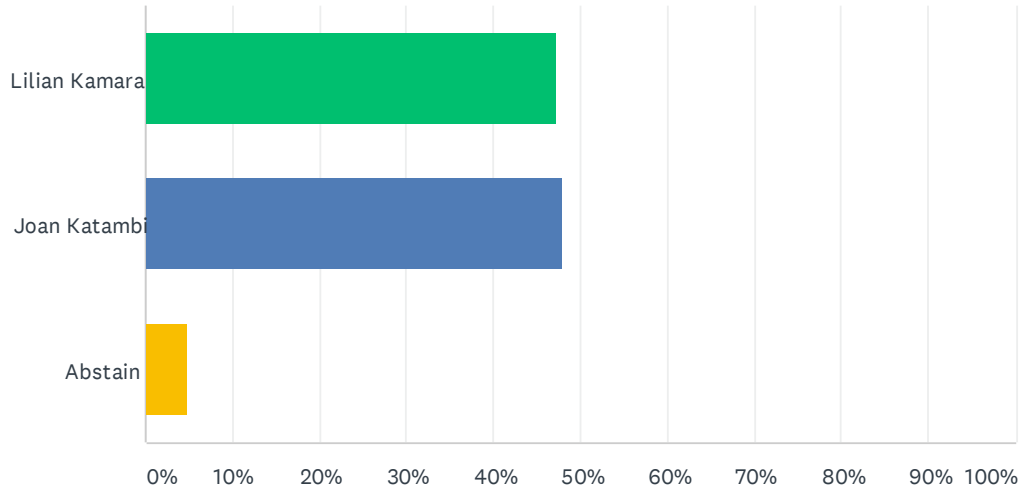
Answered: 125 Skipped: 0



| ANSWER CHOICES    | RESPONSES |            |
|-------------------|-----------|------------|
| Roger Mukalele    | 21.60%    | 27         |
| Cliff Mutegeki    | 41.60%    | 52         |
| Okot Solomon Nono | 32.80%    | 41         |
| Abstain           | 4.00%     | 5          |
| <b>TOTAL</b>      |           | <b>125</b> |

## Q3 Secretary General

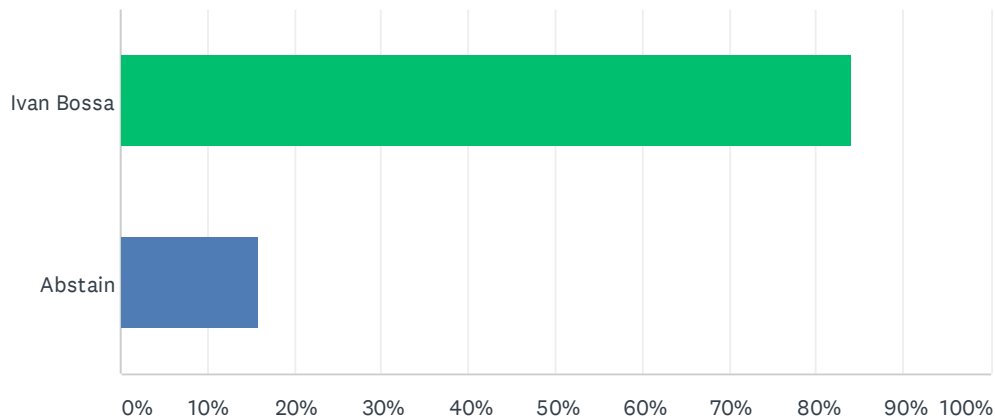
Answered: 125 Skipped: 0



| ANSWER CHOICES | RESPONSES |     |
|----------------|-----------|-----|
| Lilian Kamara  | 47.20%    | 59  |
| Joan Katambi   | 48.00%    | 60  |
| Abstain        | 4.80%     | 6   |
| TOTAL          |           | 125 |

## Q4 Treasurer

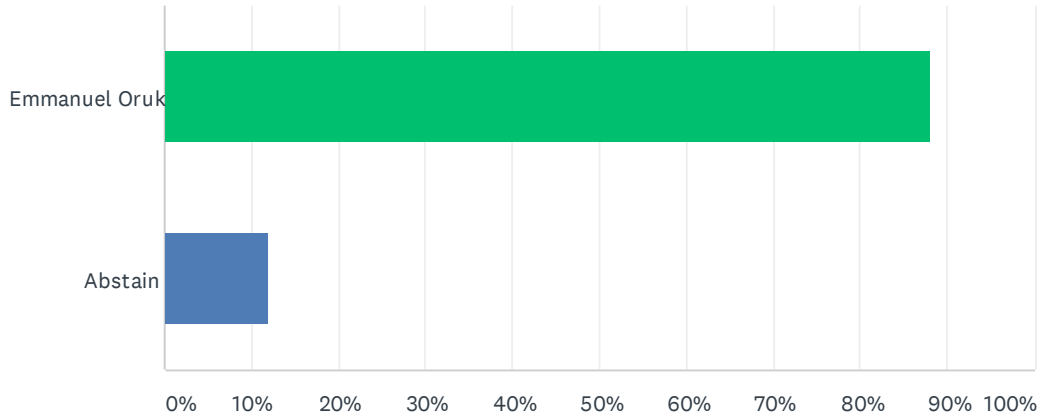
Answered: 125 Skipped: 0



| ANSWER CHOICES | RESPONSES |     |
|----------------|-----------|-----|
| Ivan Bossa     | 84.00%    | 105 |
| Abstain        | 16.00%    | 20  |
| TOTAL          |           | 125 |

## Q5 Secretary for Gender and Disability

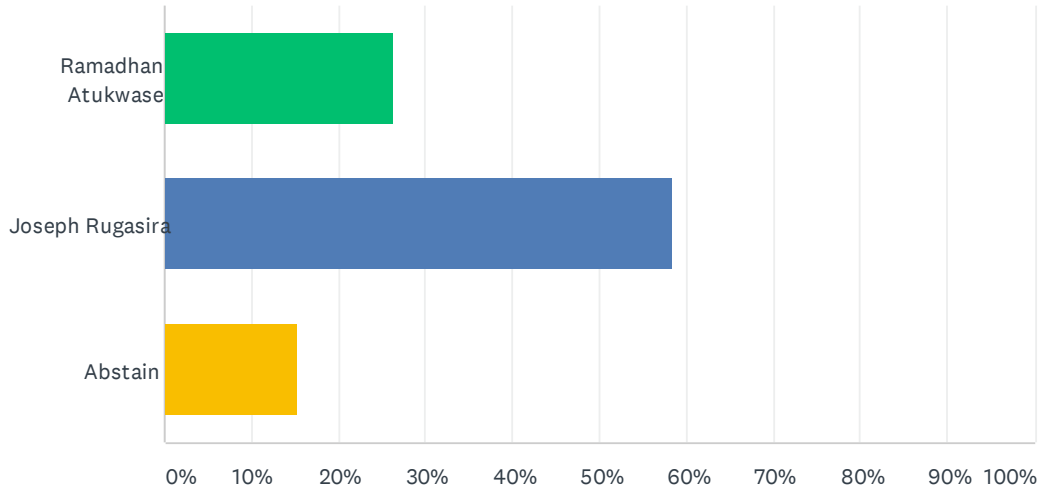
Answered: 125 Skipped: 0



| ANSWER CHOICES | RESPONSES |     |
|----------------|-----------|-----|
| Emmanuel Oruk  | 88.00%    | 110 |
| Abstain        | 12.00%    | 15  |
| TOTAL          |           | 125 |

## Q6 Projects Coordinator

Answered: 125 Skipped: 0



| ANSWER CHOICES    | RESPONSES |     |
|-------------------|-----------|-----|
| Ramadhan Atukwase | 26.40%    | 33  |
| Joseph Rugasira   | 58.40%    | 73  |
| Abstain           | 15.20%    | 19  |
| TOTAL             |           | 125 |